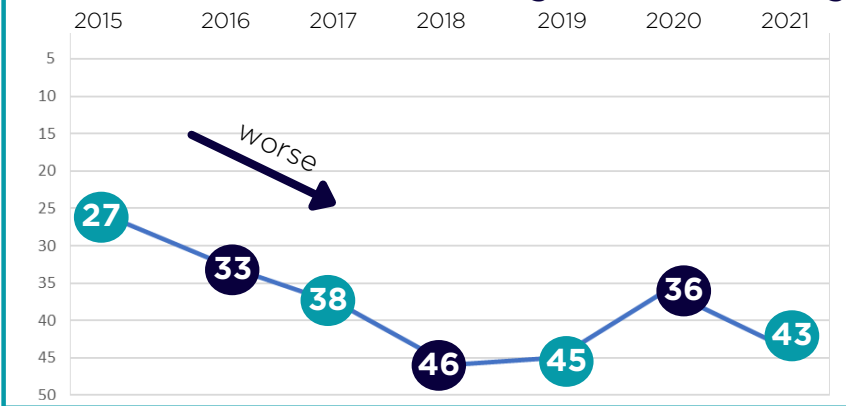


HOW ARE ALASKA'S CHILDREN AND FAMILIES DOING?

Alaska Children's Trust is committed to providing the data you need to make informed policy decisions for children, youth, and families. As the leading statewide agency focused on the prevention of child abuse and neglect, we know policies and systems have the power to either prevent or perpetuate factors of child maltreatment. We look forward to a day when all Alaska's children benefit from strong families, safe communities, and resources to thrive.



Alaska's KIDS COUNT Overall Ranking for Child Well-Being



In 2021, Alaska's overall child well-being ranked 43rd in the nation, and continually ranks in the bottom half of all states.

Learn how our children are doing in the top four 2020 KIDS COUNT categories:



30th

out of 50 states for overall health of children



49th

out of 50 states for education

Education



34th

out of 50 states for economic well-being



19th

out of 50 states for family and community

Family & Community



Want to learn more? Visit alaskachildrenstrust.org/kidscount, scan the QR code, or contact us anytime: (907) 248-7375 ▪ bivy@alaskachildrenstrust.org

Learn more:



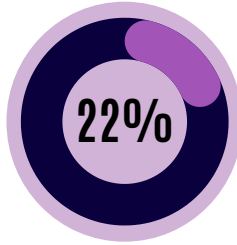


FAMILY AND COMMUNITY



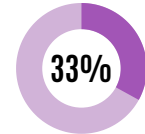
57% OF ALASKA HIGH SCHOOL STUDENTS PARTICIPATE IN AFTERSCHOOL ACTIVITIES

Afterschool activities promote family economic stability by allowing parents to work outside of school hours. Programs also support healthy social, emotional, and academic development while reducing youth engagement in risky behaviors. (2019)

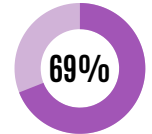


22% OF ALASKA HIGH SCHOOL STUDENTS PLANNED A SUICIDE ATTEMPT IN THE PAST 12 MONTHS (2019)

Since 2007, suicidal ideation has increased significantly:



male students



female students

3,139 CHILDREN EXPERIENCED CHILD ABUSE OR NEGLECT IN 2019 ALONE

This hurts the health and quality of life of the individual, the family, and the community, and costs the state over \$300,200 per case. Children ages 0-4 comprise the largest proportion of total child maltreatment cases.

ALASKA'S FOSTER CARE RATE IS 150% HIGHER THAN THE NATIONAL AVERAGE



15 out of 1,000 children are in foster care (2018)



HEALTH



9% OF ALASKANS BIRTH TO AGE 18 LACK HEALTH INSURANCE

Though this rate has declined since 2012 (from 14%), there are still some regions of Alaska with extremely high rates of children and youth who don't have health insurance. (2019)



PRE-PANDEMIC, 38% OF ALASKA HIGH SCHOOLS STUDENTS FELT SAD OR HOPELESS EVERYDAY

Alaska's students are experiencing increasing levels of sadness and hopelessness, a trend seen across all regions of the state.

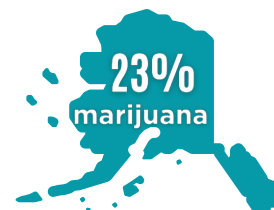
25% (2009)

WORSE



38% (2019)

% OF ALASKAN TEENS USING DIFFERENT SUBSTANCES IN THE PAST MONTH (2017)

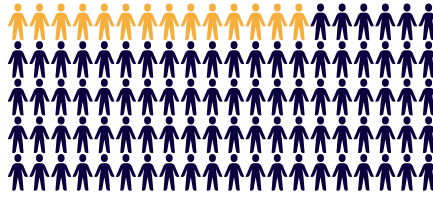


ECONOMIC WELL-BEING



14% OF ALASKAN CHILDREN LIVE IN POVERTY

Children under age 5 are 50% more likely to live below the poverty line than those 12-17 years old. (2018)



17% OF ALASKAN FAMILIES REPORT THEY ARE STRUGGLING TO PAY RENT

Reported only slight / no confidence in paying rent on time (Fall 2020)

3,576 ALASKA PUBLIC SCHOOL STUDENTS EXPERIENCED HOMELESSNESS IN THE 2018-2019 SCHOOL YEAR

- 2-3% of Alaska students in every grade from Pre-K - 11th
- 5-6% of 12th graders - meaning more than **1 in 20 high school seniors** may be experiencing homelessness right now



18%

18% OF ALASKAN MOTHERS OF 3-YEAR-OLDS REPORT CHILDCARE IMPACTS

Mothers reported that childcare needs impacted someone in their family taking, quitting, or changing jobs in the past 6 months (2017). Access to reliable childcare gives many parents the option to work and support their family while knowing their child is safe.

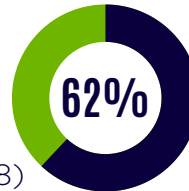


EDUCATION



62% OF YOUNG ALASKA CHILDREN (AGES 3 & 4) ARE NOT IN SCHOOL

High-quality preschool programs set the stage for future skill development, learning, well being, and future success. (2016-2018)



ONLY 32% (LESS THAN 1 IN 3) ALASKA CHILDREN ARE KINDERGARTEN-READY

Statewide from 2016-2019, less than 1 in 3 students met 11 of 13 skills indicating they were ready for kindergarten, meaning that over 66% of Alaska children were not adequately prepared. Pandemic impacts may only exacerbate these numbers, making Pre-K access more important than ever.



75% OF 4TH GRADERS

scored below proficient in READING

74% (2011)

SAME

75% (2019)

71% OF 8TH GRADERS

scored below proficient in MATH

65% (2011)

WORSE



71% (2019)

REGIONAL DATA: MATANUSKA-SUSITNA REGION



ECONOMIC WELL-BEING



30% OF CHILDREN LIVE IN POVERTY (2018)

19% OF FAMILIES EXPERIENCE FOOD INSECURITY (2018)

15% OF MOTHERS OF 3-YEAR-OLDS REPORT LACK OF CHILDCARE
Impacted a family member quitting, changing, or taking a job in the past 6 months. (2017)

3% OF PUBLIC SCHOOL STUDENTS EXPERIENCE HOMELESSNESS (2018-2019)

HEALTH



10% OF CHILDREN AGES 0-18 LACK HEALTH INSURANCE

Higher than the Alaska state average of 9%. (2009-2018)

34% OF HIGH SCHOOLS STUDENTS FELT SAD OR HOPELESS EVERYDAY (2017)

% OF TEENS USING DIFFERENT SUBSTANCES IN THE PAST MONTH (2017)

29%
alcohol

13%
tobacco

17%
vaping

21%
marijuana

EDUCATION



ONLY 35% OF CHILDREN WERE READY FOR KINDERGARTEN

The statewide the rate of Kindergarten readiness: 32%. (2016-2019)

22% OF PUBLIC SCHOOL STUDENTS WERE CHRONICALLY ABSENT
(2018-2019 school year)

69% OF 3-YEAR OLDS RECEIVED A DEVELOPMENTAL SCREENING

Developmental screenings identify children who might be experiencing, or prone to developing, mitigable or preventable developmental delays. (2017-2018)

FAMILY AND COMMUNITY



56% OF MAT-SU HIGH SCHOOL STUDENTS PARTICIPATE IN AFTERSCHOOL ACTIVITIES
(2017)

18% TEEN BIRTH RATE

Babies born to teens are more likely to be born preterm low birth weight — and into families with limited educational attainment and economic resources. (2014-2018)

19.6 TEEN SUICIDE RATE

On average from 2014-2018, the Mat-Su region's teen suicide rate (ages 15-19) was 19.6 per 100,000, as compared to the statewide rate of 40 per 100,000.

Learn more:



REGIONAL DATA: NORTHERN REGION



ECONOMIC WELL-BEING



42% OF CHILDREN LIVE IN POVERTY (2018)

21% OF TEENS AGES 16 TO 19 NOT ATTENDING SCHOOL AND NOT WORKING (2014-2018)

19% OF MOTHERS OF 3-YEAR-OLDS REPORT LACK OF CHILDCARE

Impacted a family member quitting, changing, or taking a job in the past 6 months. (2017)

2% OF PUBLIC SCHOOL STUDENTS EXPERIENCE HOMELESSNESS (2018-2019)

HEALTH



17% OF CHILDREN AGES 0-18 LACK HEALTH INSURANCE

Higher than the Alaska state average of 9%. (2009-2018)

30% OF HIGH SCHOOLS STUDENTS FELT SAD OR HOPELESS EVERYDAY (2017)

% OF TEENS USING DIFFERENT SUBSTANCES IN THE PAST MONTH (2017)

16%
alcohol

18%
tobacco

7%
vaping

33%
marijuana

EDUCATION



ONLY 24% OF CHILDREN WERE READY FOR KINDERGARTEN

The statewide the rate of Kindergarten readiness: 32%. (2016-2019)

50% OF PUBLIC SCHOOL STUDENTS WERE CHRONICALLY ABSENT

(2018-2019 school year)

54% OF 3-YEAR OLDS RECEIVED A DEVLEOPMENTAL SCREENING

Developmental screenings identify children who might be experiencing, or prone to developing, mitigable or preventable developmental delays. (2017-2018)

FAMILY AND COMMUNITY



53% OF NORTHERN HIGH SCHOOL STUDENTS PARTICIPATE IN AFTERSCHOOL ACTIVITIES (2017)

68% TEEN BIRTH RATE

Babies born to teens are more likely to be born preterm low birth weight — and into families with limited educational attainment and economic resources. (2014-2018)

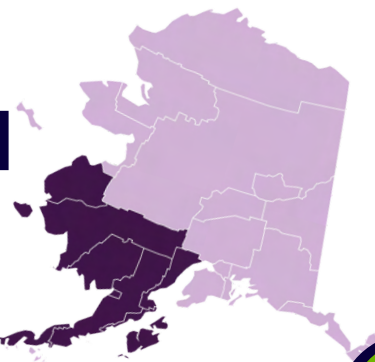
151 TEEN SUICIDE RATE

On average from 2015-2019, the Northern region's teen suicide rate (ages 15-19) was 151 per 100,000, as compared to the statewide rate of 40 per 100,000.

Learn more:



REGIONAL DATA: SOUTHWESTERN REGION



ECONOMIC WELL-BEING



**42% OF CHILDREN LIVE IN
POVERTY** (2018)

**16% OF TEENS AGES 16 TO 19
NOT ATTENDING SCHOOL AND
NOT WORKING** (2014-2018)

**14% OF MOTHERS OF
3-YEAR-OLDS REPORT
LACK OF CHILDCARE**

Impacted a family member quitting, changing, or taking a job in the past 6 months. (2017)

**1% OF PUBLIC SCHOOL
STUDENTS EXPERIENCE
HOMELESSNESS** (2018-2019)

HEALTH



**10% OF CHILDREN AGES
0-18 LACK HEALTH
INSURANCE**

Higher than the Alaska state average of 9%. (2009-2018)

**33% OF HIGH SCHOOLS
STUDENTS FELT SAD OR
HOPELESS EVERYDAY** (2017)

**% OF TEENS USING
DIFFERENT SUBSTANCES
IN THE PAST MONTH** (2017)

23%
alcohol

24%
tobacco

9%
vaping

28%
marijuana

EDUCATION



**ONLY 24% OF CHILDREN
WERE READY FOR
KINDERGARTEN**

The statewide the rate of Kindergarten readiness: 32%. (2018-2019)

**39% OF PUBLIC SCHOOL
STUDENTS WERE
CHRONICALLY ABSENT**
(2018-2019 school year)

**34% OF 3-YEAR OLDS
RECEIVED A
DEVLEOPMENTAL SCREENING**

Developmental screenings identify children who might be experiencing, or prone to developing, mitigable or preventable developmental delays. (2017-2018)

FAMILY AND COMMUNITY



**49% OF SOUTHWESTERN
HIGH SCHOOL STUDENTS
PARTICIPATE IN
AFTERSCHOOL ACTIVITIES**
(2017)

56% TEEN BIRTH RATE

Babies born to teens are more likely to be born preterm low birth weight — and into families with limited educational attainment and economic resources. (2014-2018)

178 TEEN SUICIDE RATE

On average from 2015-2019, the Southwestern region's teen suicide rate (ages 15-19) was 178 per 100,000, as compared to the statewide rate of 40 per 100,000.

Learn more:



REGIONAL DATA: INTERIOR REGION



ECONOMIC WELL-BEING



**32% OF CHILDREN LIVE IN
POVERTY** (2018)

**9% OF TEENS AGES 16 TO 19
NOT ATTENDING SCHOOL
AND NOT WORKING** (2014-2018)

**21% OF MOTHERS OF
3-YEAR-OLDS REPORT
LACK OF CHILDCARE**

Impacted a family member quitting, changing, or taking a job in the past 6 months. (2017)

**2% OF PUBLIC SCHOOL
STUDENTS EXPERIENCE
HOMELESSNESS** (2018-2019)

HEALTH



**9% OF CHILDREN AGES
0-18 LACK HEALTH
INSURANCE**

The same as the Alaska state average of 9%. (2009-2018)

**36% OF HIGH SCHOOLS
STUDENTS FELT SAD OR
HOPELESS EVERYDAY** (2017)

**% OF TEENS USING
DIFFERENT SUBSTANCES
IN THE PAST MONTH** (2017)

19%
alcohol

12%
tobacco

11%
vaping

20%
marijuana

EDUCATION



**ONLY 36% OF CHILDREN
WERE READY FOR
KINDERGARTEN**

The statewide the rate of Kindergarten readiness: 32%. (2018-2019)

**22% OF PUBLIC SCHOOL
STUDENTS WERE
CHRONICALLY ABSENT**

(2018-2019 school year)

**77% OF 3-YEAR OLDS
RECEIVED A
DEVLEOPMENTAL SCREENING**

Developmental screenings identify children who might be experiencing, or prone to developing, mitigable or preventable developmental delays. (2017-2018)

FAMILY AND COMMUNITY



**61% OF INTERIOR HIGH
SCHOOL STUDENTS
PARTICIPATE IN
AFTERSCHOOL ACTIVITIES**
(2017)

26% TEEN BIRTH RATE

Babies born to teens are more likely to be born preterm low birth weight — and into families with limited educational attainment and economic resources. (2014-2018)

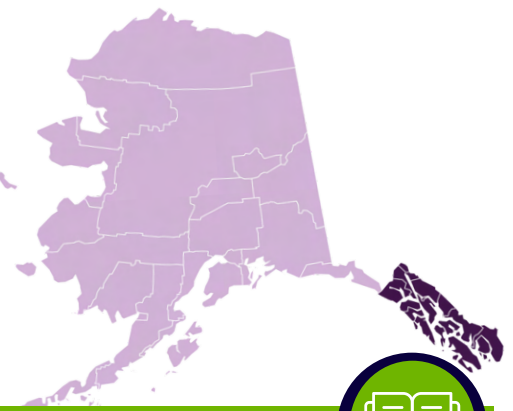
37 TEEN SUICIDE RATE

On average from 2015-2019, the Interior region's teen suicide rate (ages 15-19) was 37 per 100,000, as compared to the statewide rate of 40 per 100,000.

Learn more:



REGIONAL DATA: SOUTHEASTERN REGION



ECONOMIC WELL-BEING



**31% OF CHILDREN LIVE IN
POVERTY** (2018)

**10% OF TEENS AGES 16 TO 19
NOT ATTENDING SCHOOL
AND NOT WORKING** (2014-2018)

**17% OF MOTHERS OF
3-YEAR-OLDS REPORT
LACK OF CHILDCARE**

Impacted a family member quitting, changing, or taking a job in the past 6 months. (2017)

**3% OF PUBLIC SCHOOL
STUDENTS EXPERIENCE
HOMELESSNESS** (2018-2019)

HEALTH



**9% OF CHILDREN AGES
0-18 LACK HEALTH
INSURANCE**

The same as the Alaska state average of 9%. (2009-2018)

**39% OF HIGH SCHOOLS
STUDENTS FELT SAD OR
HOPELESS EVERYDAY** (2017)

**% OF TEENS USING
DIFFERENT SUBSTANCES
IN THE PAST MONTH** (2017)

30%
alcohol

13%
tobacco

18%
vaping

24%
marijuana

EDUCATION



**ONLY 35% OF CHILDREN
WERE READY FOR
KINDERGARTEN**

The statewide the rate of Kindergarten readiness: 32%. (2018-2019)

**22% OF PUBLIC SCHOOL
STUDENTS WERE
CHRONICALLY ABSENT**

(2018-2019 school year)

**80% OF 3-YEAR OLDS
RECEIVED A
DEVLEOPMENTAL SCREENING**

Developmental screenings identify children who might be experiencing, or prone to developing, mitigable or preventable developmental delays. (2017-2018)

FAMILY AND COMMUNITY



**67% OF SOUTHEASTERN
HIGH SCHOOL STUDENTS
PARTICIPATE IN
AFTERSCHOOL ACTIVITIES**
(2017)

15% TEEN BIRTH RATE

Babies born to teens are more likely to be born preterm low birth weight — and into families with limited educational attainment and economic resources. (2014-2018)

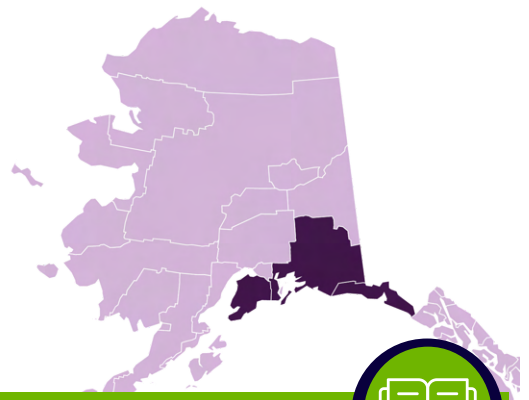
33.8 TEEN SUICIDE RATE

On average from 2009-2013, the Southeastern region's teen suicide rate (ages 15-19) was 33.8 per 100,000, as compared to the statewide rate of 40 per 100,000.

Learn more:



REGIONAL DATA: GULF COAST REGION



ECONOMIC WELL-BEING



**30% OF CHILDREN LIVE IN
POVERTY** (2018)

**8% OF TEENS AGES 16 TO 19
NOT ATTENDING SCHOOL
AND NOT WORKING** (2014-2018)

**13% OF MOTHERS OF
3-YEAR-OLDS REPORT
LACK OF CHILDCARE**

Impacted a family member quitting, changing, or taking a job in the past 6 months. (2017)

**2% OF PUBLIC SCHOOL
STUDENTS EXPERIENCE
HOMELESSNESS** (2018-2019)

HEALTH



**11% OF CHILDREN AGES
0-18 LACK HEALTH
INSURANCE**

Higher than the Alaska state average of 9%. (2009-2018)

**36% OF HIGH SCHOOLS
STUDENTS FELT SAD OR
HOPELESS EVERYDAY** (2017)

**% OF TEENS USING
DIFFERENT SUBSTANCES
IN THE PAST MONTH** (2017)

27%
alcohol

13%
tobacco

21%
vaping

22%
marijuana

EDUCATION



**ONLY 32% OF CHILDREN
WERE READY FOR
KINDERGARTEN**

The statewide the rate of Kindergarten readiness: 32%. (2018-2019)

**31% OF PUBLIC SCHOOL
STUDENTS WERE
CHRONICALLY ABSENT**

(2018-2019 school year)

**75% OF 3-YEAR OLDS
RECEIVED A
DEVLEOPMENTAL SCREENING**

Developmental screenings identify children who might be experiencing, or prone to developing, mitigable or preventable developmental delays. (2017-2018)

FAMILY AND COMMUNITY



**58% OF GULF COAST HIGH
SCHOOL STUDENTS
PARTICIPATE IN
AFTERSCHOOL ACTIVITIES**

(2017)

18% TEEN BIRTH RATE

Babies born to teens are more likely to be born preterm low birth weight — and into families with limited educational attainment and economic resources. (2014-2018)

24 TEEN SUICIDE RATE

On average from 2015-2019, the Gulf Coast region's teen suicide rate (ages 15-19) was 24 per 100,000, as compared to the statewide rate of 40 per 100,000.

Learn more:



REGIONAL DATA: ANCHORAGE AREA

Including Eagle River



ECONOMIC WELL-BEING



38% OF CHILDREN LIVE IN POVERTY (2018)

7% OF TEENS AGES 16 TO 19 NOT ATTENDING SCHOOL AND NOT WORKING (2014-2018)

19% OF MOTHERS OF 3-YEAR-OLDS REPORT LACK OF CHILDCARE

Impacted a family member quitting, changing, or taking a job in the past 6 months. (2017)

4% OF PUBLIC SCHOOL STUDENTS EXPERIENCE HOMELESSNESS (2018-2019)

HEALTH



8% OF CHILDREN AGES 0-18 LACK HEALTH INSURANCE

The Alaska state average is 9%. (2009-2018)

36% OF HIGH SCHOOLS STUDENTS FELT SAD OR HOPELESS EVERYDAY (2017)

% OF TEENS USING DIFFERENT SUBSTANCES IN THE PAST MONTH (2017)

26%
alcohol

11%
tobacco

18%
vaping

22%
marijuana

EDUCATION



ONLY 35% OF CHILDREN WERE READY FOR KINDERGARTEN

The statewide the rate of Kindergarten readiness: 32%. (2018-2019)

23% OF PUBLIC SCHOOL STUDENTS WERE CHRONICALLY ABSENT

(2018-2019 school year)

90% OF 3-YEAR OLDS RECEIVED A DEVELOPMENTAL SCREENING

Developmental screenings identify children who might be experiencing, or prone to developing, mitigable or preventable developmental delays. (2017-2018)

FAMILY AND COMMUNITY



56% OF ANCHORAGE HIGH SCHOOL STUDENTS PARTICIPATE IN AFTERSCHOOL ACTIVITIES

(2017)

21% TEEN BIRTH RATE

Babies born to teens are more likely to be born preterm low birth weight — and into families with limited educational attainment and economic resources. (2014-2018)

24 TEEN SUICIDE RATE

On average from 2015-2019, the Anchorage region's teen suicide rate (ages 15-19) was 24 per 100,000, as compared to the statewide rate of 40 per 100,000.

Learn more:

